

РУКОВОДСТВО ПО ЗАПОЛНЕНИЮ ВИЗОВОЙ АНКЕТЫ

ШАГ 1.

Зайдите на сайт визового портала (www.visa.go.kr) и переключите язык на английский.



ШАГ 2.

Выберите ваш [Continent], [Country/Region], [Purpose of Entry], [Length of Stay] и нажмите [Visa Navigation Start].



VISA 비자 내비게이터
VISA NAVIGATOR

Try our Visa Navigator!
It will help you find which visa suits you.

Continent

Country/ Region

Purpose of Entry

Length of Stay

 Visa Navigator
START



ШАГ 3.**Ознакомьтесь с результатами поиска****Вы можете ознакомиться с подробной информацией о визе, выбрав соответствующий тип пребывания**




Status of Stay	Eligible applicants or activities allowed
 Short-Term General C-3-1	1) A person who plans to stay for a short period of time on the purpose of visiting relatives, investing in public business, participating in a non-official sport games, attending events or meetings, performing cultural art, engaging in a training, taking lessons, attending a religious ceremony, collecting documents for academic research, or any other equivalent activities. 2) Frequent Visitors : You have entered Korea at least 4 times within the past 2 years, or 10 times in your total travel history. Also, you have never violated Korean laws or overstayed in Korea before.
Business Visitor (General) C-3-4	Person who plans to engage in commercial activities such as market research, business meetings, consultation, signing a contract, or small-scale international trading or an APEC card holder visiting Korea without a visa
Business Visitor (Sponsored) C-3-6	A person who has been invited by a company or an organization designated by the Minister of Justice of ROK as a preferential company.
Ordinary Tourist C-3-9	A person who plans to visit Korea on the purpose of travel for holidays or leisure

Results of 'search detail'

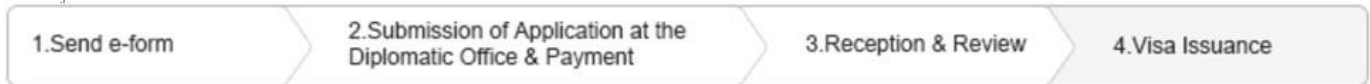
Business Visitor (General) C-3-4	Person who plans to engage in commercial activities such as market research, business meetings, consultation, signing a contract, or small-scale international trading or an APEC card holder visiting Korea without a visa
--	---

 Applying for Visa via Diplomatic Office 

Applying for Electronic Visa

Eligibility criteria for application	You are eligible to apply for this visa if you are a person who plans to stay for a short period of time in ROK for the purposes of market research, liaison works, counseling, signing a contract, or installing/repairing/learning to operate an imported/exported machinery, or other similar reasons
Documents	① Visa Application Form (Form No. 17), passport, a photo in a standard format, fee ② A document proving the purpose of your business such as a business invitation letter, a copy of Business Registration Certificate or a certified copy of Corporate Register ※ The head of Korean diplomatic missions abroad may request for additional documents depending on the condition of the country of residence/jurisdiction if it is deemed necessary for visa evaluation.
Visa Type	You can apply for a single-entry visa valid for 3 months or a double-entry visa valid for 6 months. Period of stay will be granted for up to 90 days for a single-entry visa, and 30 days for a double-entry visa. 
Apply	<div style="display: flex; justify-content: space-around;">  e-Form(Visa Application)  Download Form </div>

Application Procedure



Required Documents for Your e-Form

Scanned image files of passport pages, digital photograph (in natural color, size: 3.5cm x 4.5cm)

Required Document Before Visiting the Diplomatic Mission

Visa application form with a bar code, passport, photograph(natural color, 3.5cm x 4.5cm), visa fee and required documents



Fill out the e-Form

ШАГ 4. Выберите офис Дипломатической миссии, в котором планируется подача документов на визу.

Diplomatic Office



ШАГ 5. Заполните визовую анкету. *загрузка фото в соответствии с требованиями обязательна!

Personal Information

 NO IMAGE <input type="button" value="Q SEARCH"/> <input type="button" value="Photo Requirement"/>	* Full Name in English (as shown in your passport) <input type="button" value="Guide on entering full name"/>
	Family Name: <input type="text"/> Given Names: <input type="text"/>
	Full name in Chinese <input type="text"/>
	* Date of Birth <input type="text"/> <input type="button" value="Calendar"/>
	* Sex <input checked="" type="radio"/> Male <input type="radio"/> Female
	* Nationality <input type="text" value="BELARUS"/> <input type="button" value="Q"/>
* Country of Birth <input type="text" value="BELARUS"/> <input type="button" value="Q"/>	National Identity No. <input type="text"/>

ШАГ 6. Распечатайте электронную форму (со штрих-кодом), заполненную на визовом портале (приложив все необходимые дополнительные документы) и обратитесь в Посольство Республики Корея